

## Montageanleitung

### Mounting instruction

## H0 Dynamic Stopfexpress PLASSER & THEURER

### H0 Dynamic tamping machine 09-3X PLASSER & THEURER

(DE)

1. Wichtige Hinweise ..... 1
  2. Inhalt ..... 2
  3. Montage ..... 5
- (EN)
1. Important information ..... 1
  2. Contents ..... 2
  3. Mounting ..... 5



**Genormte Kupplungsaufnahme nach NEM 362**  
Standard NEM 362 coupling socket

**Passende Kupplungen erhältlich von:**  
Suitable couplings are available from:

**FLEISCHMANN, MÄRKLIN, ROCO**



**Austauschbare Radsätze von ROCO:**  
Exchangeable wheels by ROCO:

**- Gleichstrom**  
DC current  
Ø 9 # 40194

**- Wechselstrom**  
AC current  
Ø 9 # 40195



**Viessmann Modelltechnik GmbH**  
Bahnhostraße 2a  
D - 35116 Hatzefeld-Reddighausen  
info@viessmann-modell.com  
+49 6452 9340-0  
www.viessmann-modell.de

**Schwierigkeitsgrad der Bausätze:**  
Level of difficulty:



**Made in Europe**

86490  
Stand 04/sw  
10/2020  
SZT

(DE)

### 1. Wichtige Hinweise

Bitte halten Sie beim Zusammenbau unbedingt die Reihenfolge der Bauabschnitte ein!

#### Sicherheitshinweise



#### Verletzungsgefahr!

Aufgrund der detaillierten Abbildung des Originals bzw. der vorgesehenen Verwendung kann das Produkt Spitzen, Kanten und abbruchgefährdete Teile aufweisen. Für die Montage sind Werkzeuge nötig.

#### Montage des Bausatzes

Die beim jeweiligen Montageschritt benötigten Teile trennen Sie bitte mit einem Seitenschneider bzw. Modelbaumesser vorsichtig vom Spritzbaum ab und entgraten die Ränder.

Da Spritzlinge für mehrere Artikel verwendet werden, kann es sein, dass bei diesem Bausatz einige Teile übrig bleiben.

Dieser Bausatz wurde sorgfältig geprüft und verpackt. Sollte es trotzdem einmal vorkommen, dass ein Teil fehlt, fordern Sie dieses bitte per E-Mail oder per Post bei uns an. Bitte nennen Sie uns die Bezeichnung und Artikel-Nummer des Bausatzes sowie Spritzling- und Teile-Nr. Diese Angaben finden Sie in der Montageanleitung. Sie erhalten dann umgehend von uns Ersatz.

Passenden Kleber für die Bausätze finden Sie im kibri Sortiment.

(EN)

### 1. Important information

Please observe the correct sequence when assembling the parts to sub-assemblies and to the completed product!

#### Safety information



#### Risk of injury!

Due to the finely detailed reproduction of the original and the intended use, this product may have sharp points or edges as well as parts that may easily break off. Some tools are required for assembly.

#### Assembly

Carefully separate the parts required for the respective assembly phase with a side cutter or a sharp utility knife from the injection-moulded sprue and deflash the edges.

Since some sprues are used for several different products it is quite possibly that some parts may not be needed for this particular product.

The contents of this kit have been carefully checked against the parts list. However, should a part be missing please contact us by e-mail or by sending a letter. Please state the precise product description and the item-No. as well as the No. of the sprue and the specific part that is missing. You will find all necessary information in this manual. We will promptly supply the missing parts.

You will find suitable glue for the kits in the kibri product range.

2. Inhalt

Kontrollieren Sie nach dem Auspacken den Lieferumfang auf Vollständigkeit:

- Haftenkett 385, 410
- 6 Schrauben
- 56 Ballastgewichte
- 1 Feder
- Anleitung

2. Contents

Check the contents of the package for completeness after unpacking:

- Slicker 385, 410
- 6 screws
- 56 counterweights
- 1 spring
- Manual

Teile-Nr.	Stück	Teile-Nr.	Stück
736	1	1782	1
1765	1	1783	1
1766	2	1784	1
1767	4	1785	2
1768	2	1874	1
1769	1	1922	1
1770	1	1931	1
1771	3	1990	1
1772	2	2029	1
1773	1	2040	2
1774	1	2097	1
1775	1	2098	1
1776	1	2099	1
1777	4	2100	1
1778	2	2101	1
1779	2	4045/2	1
1780	2	4085	1
		4228	1

DE

Hochauflösende Druckvorlagen für Beschriftungen und Beschilderungen finden Sie auf unserer Homepage [www.kibri.de](http://www.kibri.de) im Download Center. Die Dekoboegen lassen sich auf einem handelsüblichen Farbdrucker ausdrucken. Für den jeweiligen Druckertyp (Tintenstrahl oder Laser) geeignetes Papier bzw. Folie gibt es im Schreibwaren-fachhandel. Ideal sind selbstklebende, glatte Papiere oder Folien mit geringer Materialstärke.

**Ausdrucken – ausschneiden – aufkleben – fertig!**

[dekoboegen.kibri.de](http://dekoboegen.kibri.de)

**Kataloge von Viessmann und kibri/Vollmer können auch bequem über das Internet angefordert werden. Folgen Sie dazu einfach diesem Link bzw. scannen Sie den QR-Code.**


Catalogues by Viessmann and kibri/Vollmer can be ordered alternatively via internet. Please follow the link or use QR-code.

[katalogversand.kibri.de](http://katalogversand.kibri.de)

EN

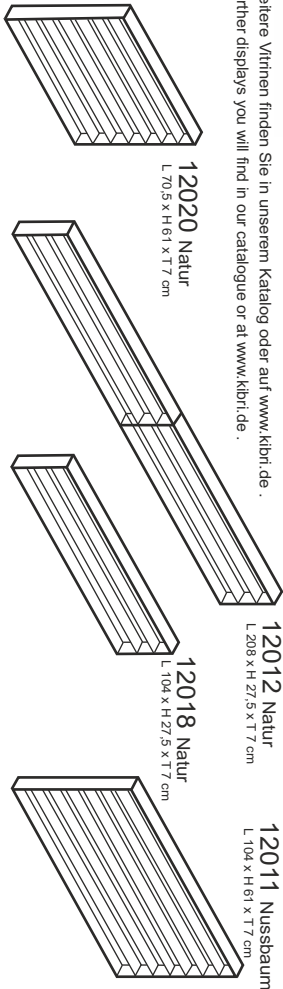
The high-resolution master copy for all kind of signs in your kibri kit are available as download for free. Deco sheets can be printed by using a standard colour printer. Suitable paper or foil for the respective printers are offered by specialized trade. Best way is to use self-adhesive smooth papers or foil with low material thickness.

**Print – cut – stick – ready!**



Schaukästen von **kibri** ...  
für jede Situation die passende Lösung!  
Wooden displays from **kibri**...  
the right solution for every situation!

Weitere Vitinen finden Sie in unserem Katalog oder auf [www.kibri.de](http://www.kibri.de).  
Further displays you will find in our catalogue or at [www.kibri.de](http://www.kibri.de).



86490/16090



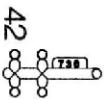
24



109 (2X)

26 (4X)

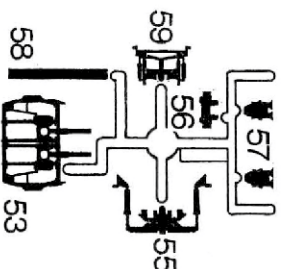
736



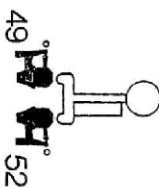
1765



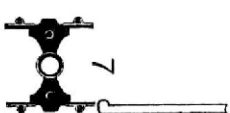
2x 1766



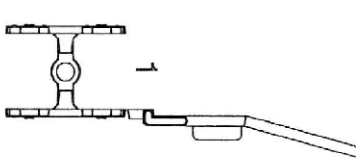
4x 1767



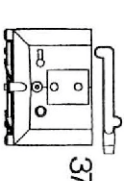
1769



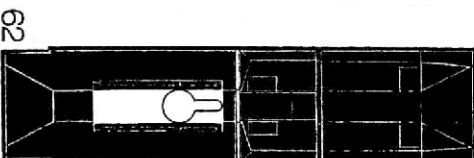
3x 1771



2x 1772

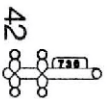


1773



62

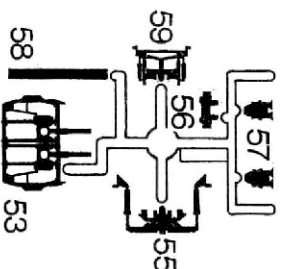
736



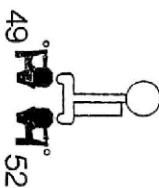
1765



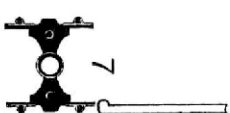
2x 1766



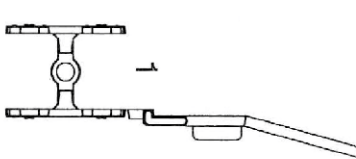
4x 1767



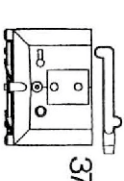
1769



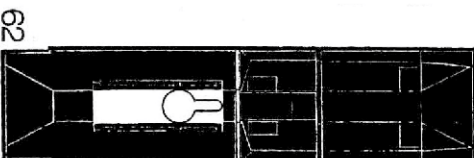
3x 1771



2x 1772

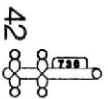


1773



62

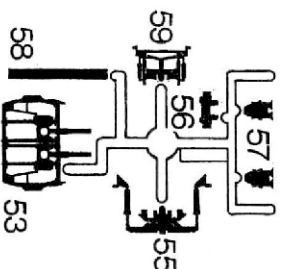
736



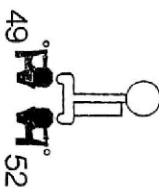
1765



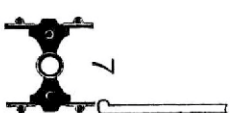
2x 1766



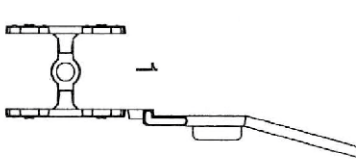
4x 1767



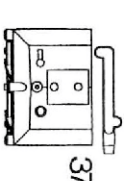
1769



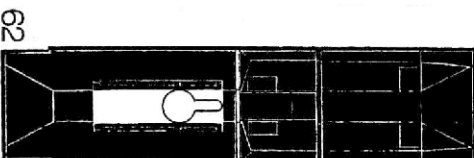
3x 1771



2x 1772

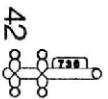


1773



62

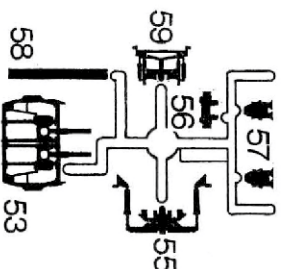
736



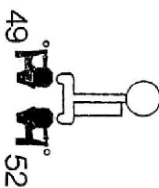
1765



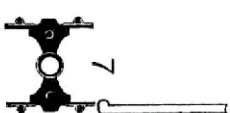
2x 1766



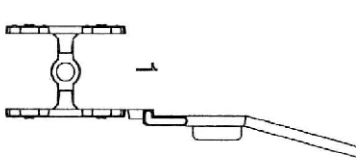
4x 1767



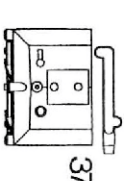
1769



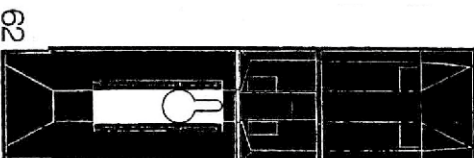
3x 1771



2x 1772

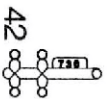


1773



62

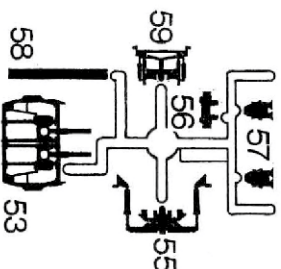
736



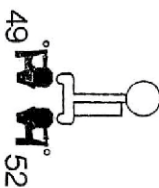
1765



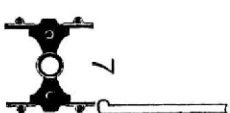
2x 1766



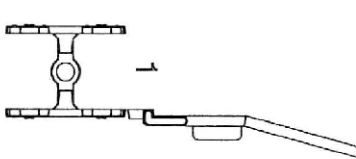
4x 1767



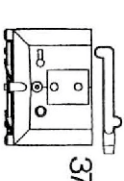
1769



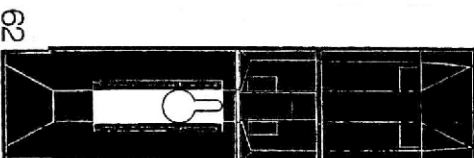
3x 1771



2x 1772

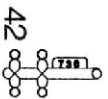


1773



62

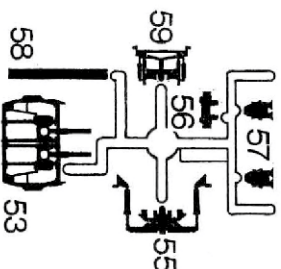
736



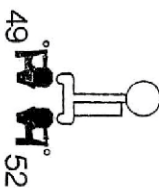
1765



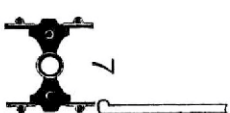
2x 1766



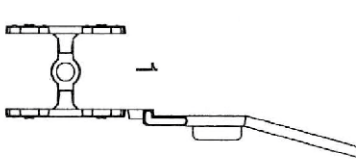
4x 1767



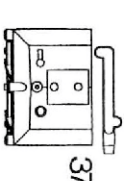
1769



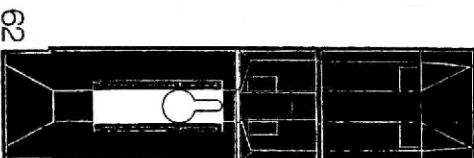
3x 1771



2x 1772

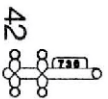


1773



62

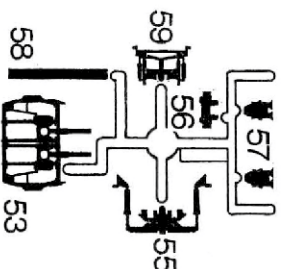
736



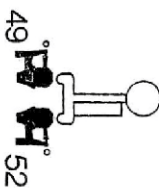
1765



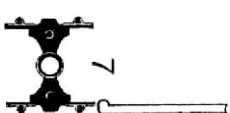
2x 1766



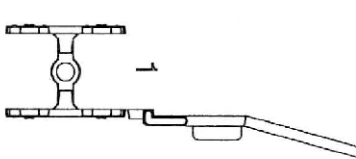
4x 1767



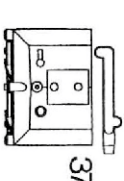
1769



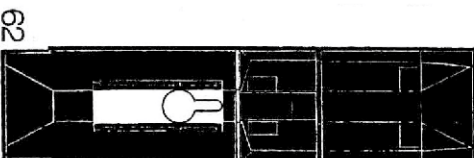
3x 1771



2x 1772

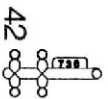


1773



62

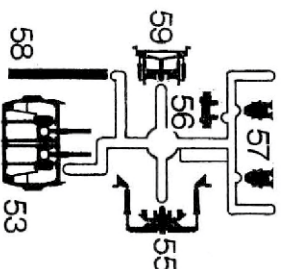
736



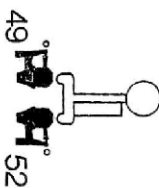
1765



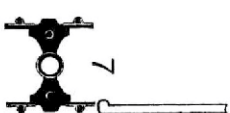
2x 1766



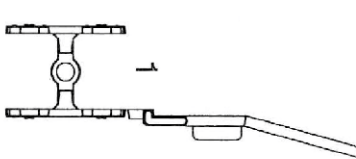
4x 1767



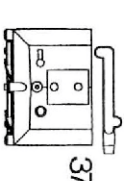
1769



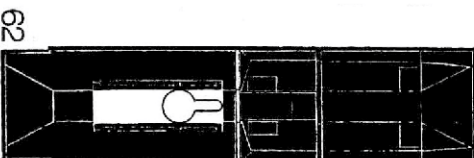
3x 1771



2x 1772

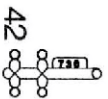


1773



62

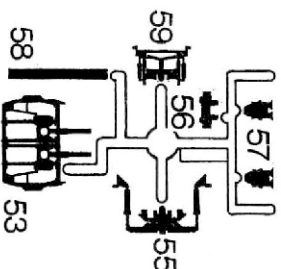
736



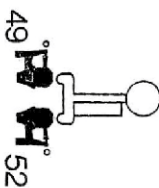
1765



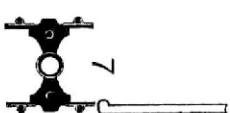
2x 1766



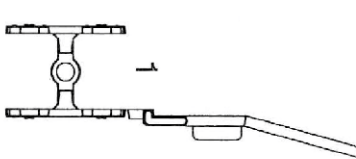
4x 1767



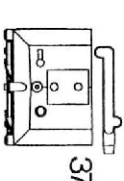
1769



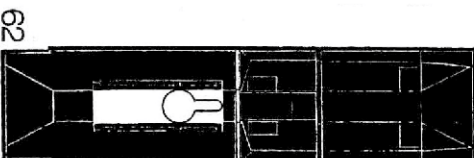
3x 1771



2x 1772

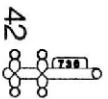


1773



62

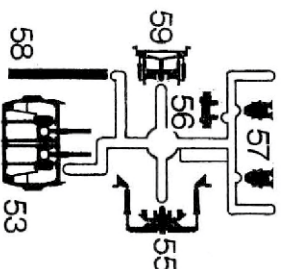
736



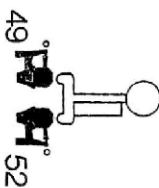
1765



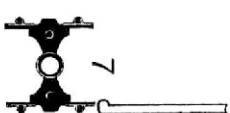
2x 1766



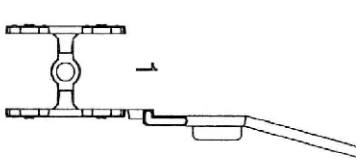
4x 1767



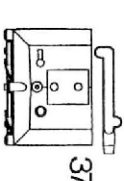
1769



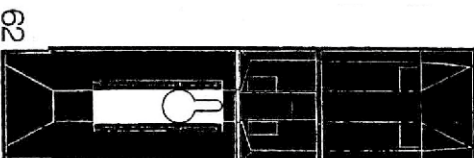
3x 1771



2x 1772

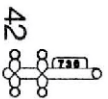


1773



62

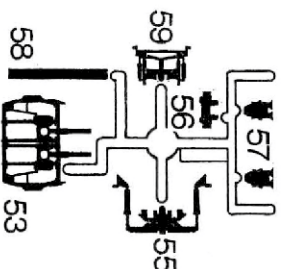
736



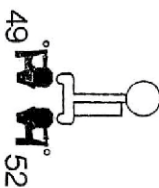
1765



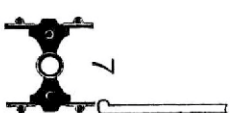
2x 1766



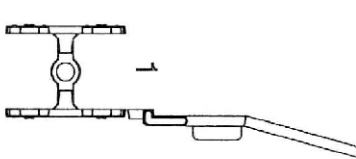
4x 1767



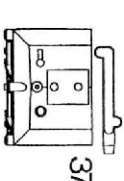
1769



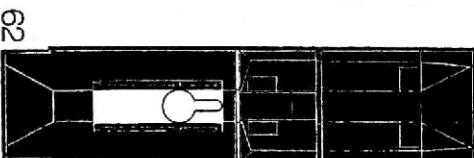
3x 1771



2x 1772

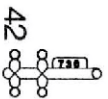


1773



62

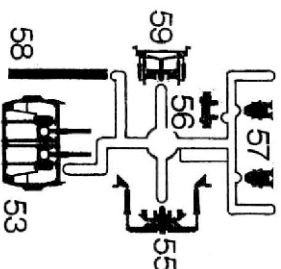
736



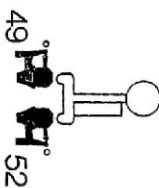
1765



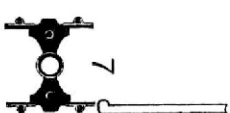
2x 1766



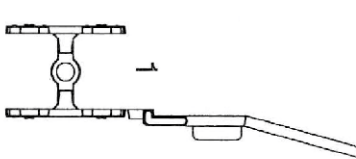
4x 1767



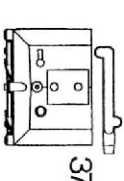
1769



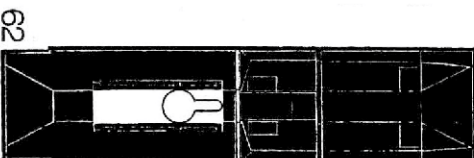
3x 1771



2x 1772

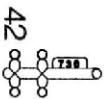


1773



62

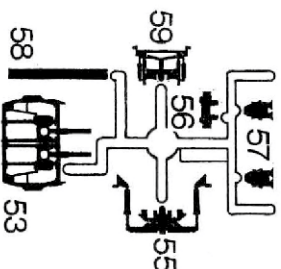
736



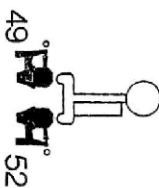
1765



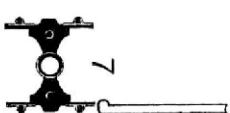
2x 1766



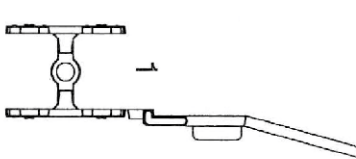
4x 1767



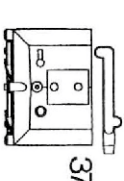
1769



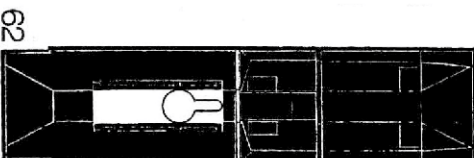
3x 1771



2x 1772

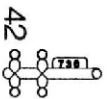


1773



62

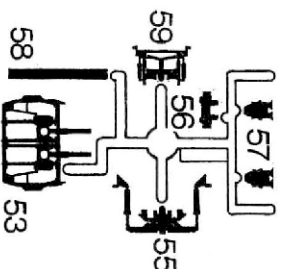
736



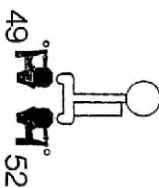
1765



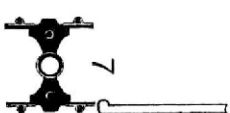
2x 1766



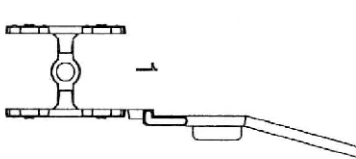
4x 1767



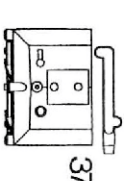
1769



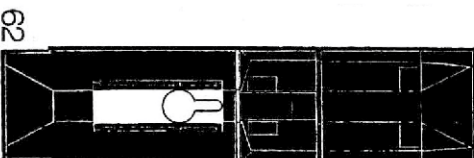
3x 1771



2x 1772

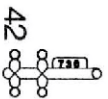


1773



62

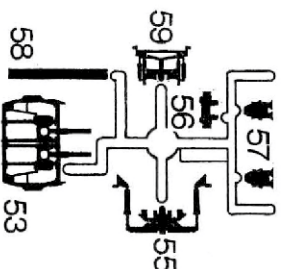
736



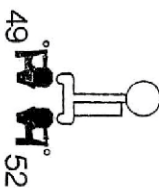
1765



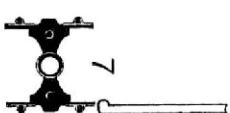
2x 1766



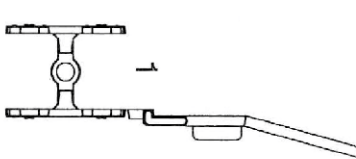
4x 1767



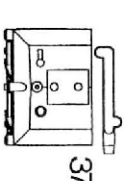
1769



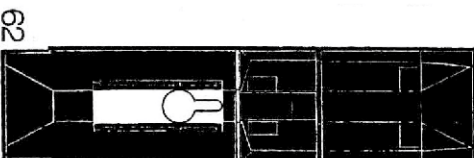
3x 1771



2x 1772

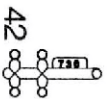


1773



62

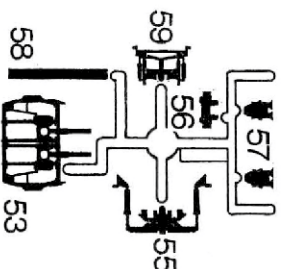
736



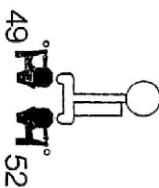
1765



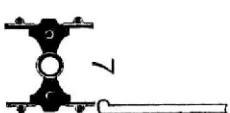
2x 1766



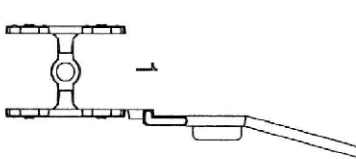
4x 1767



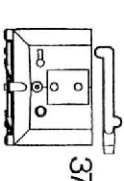
1769



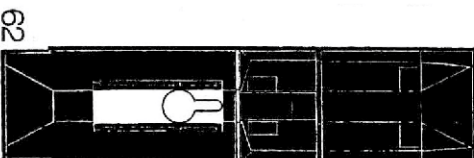
3x 1771



2x 1772

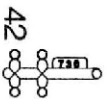


1773



62

736

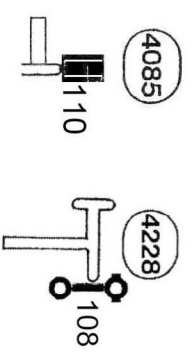
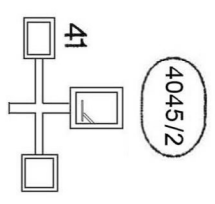
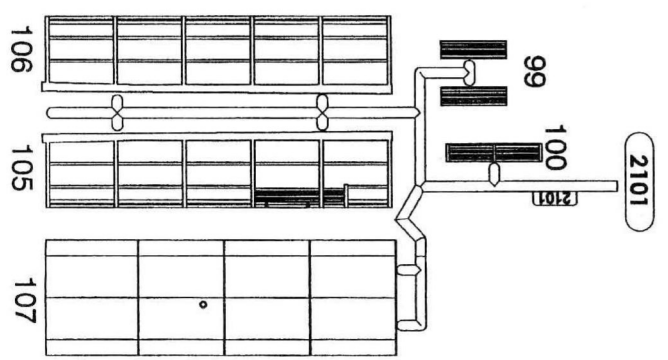
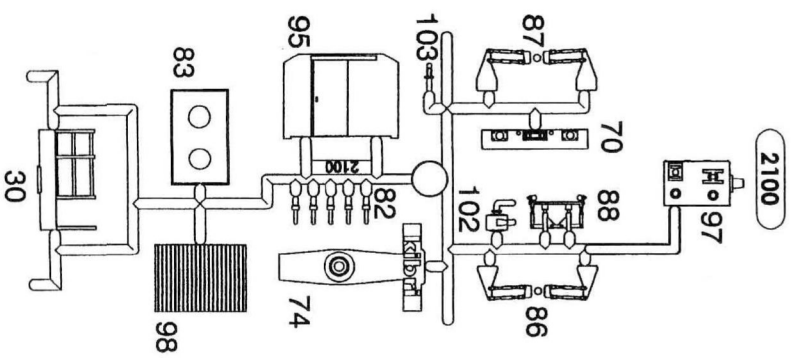
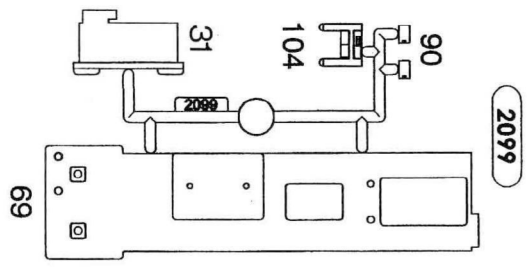
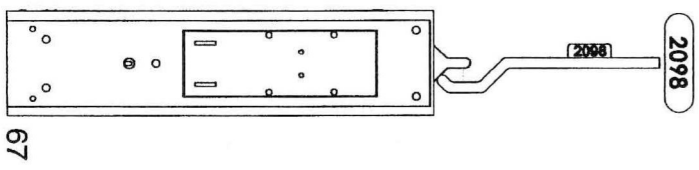
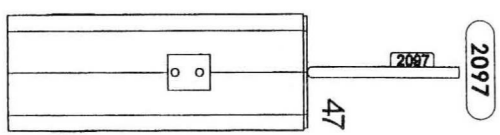
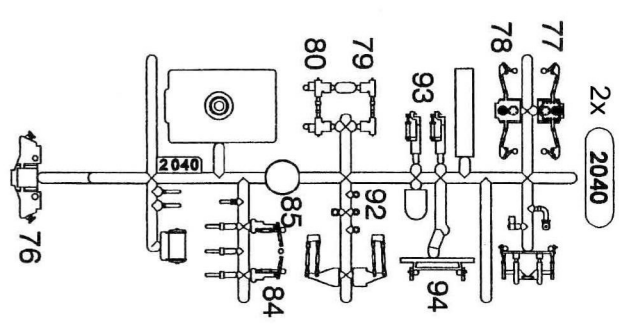

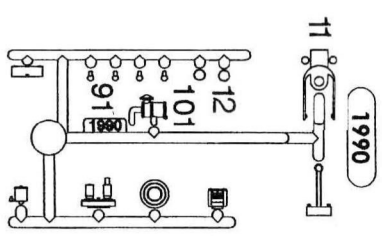
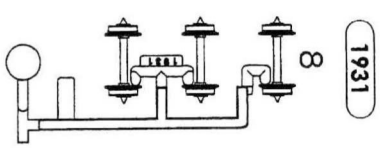
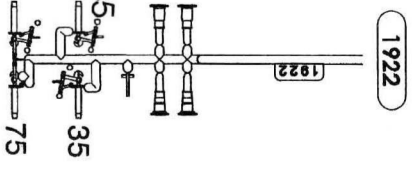
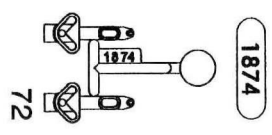
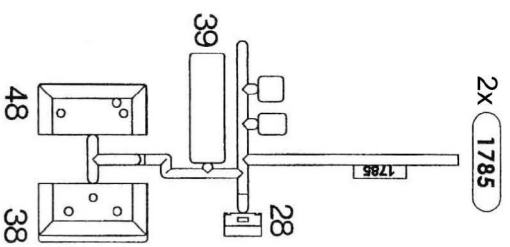


1765



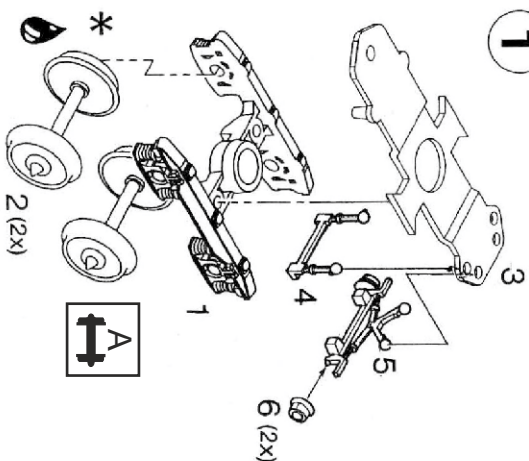
2x 176



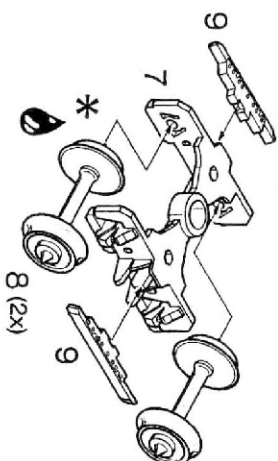


### 3. Montage Mounting

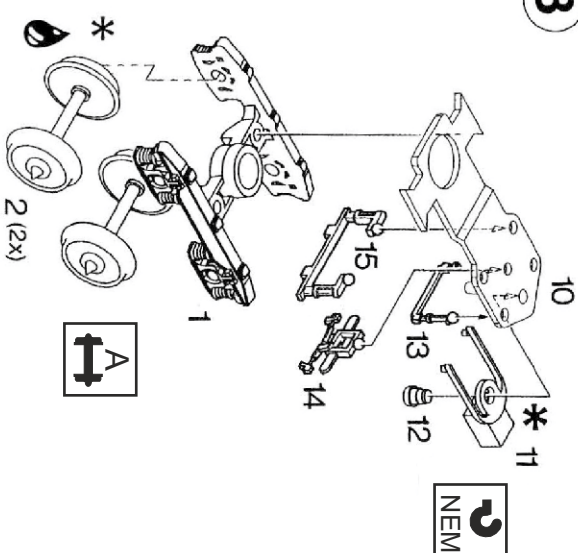
1



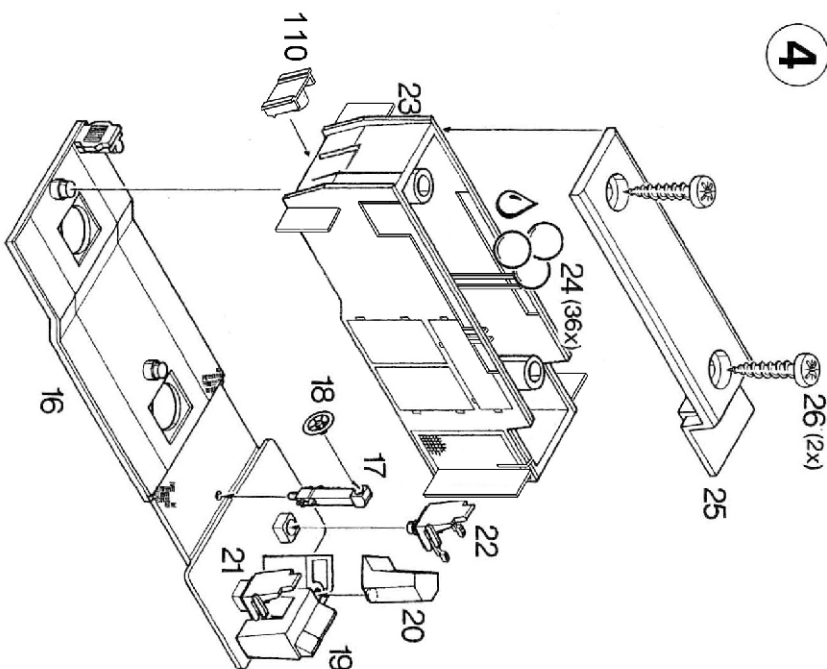
2



3



4



Ölen (nur bei Fahrmodus)  
Oil (only in driving mode)



Austauschbare Radsätze von ROCO:  
Exchangeable wheels by ROCO:

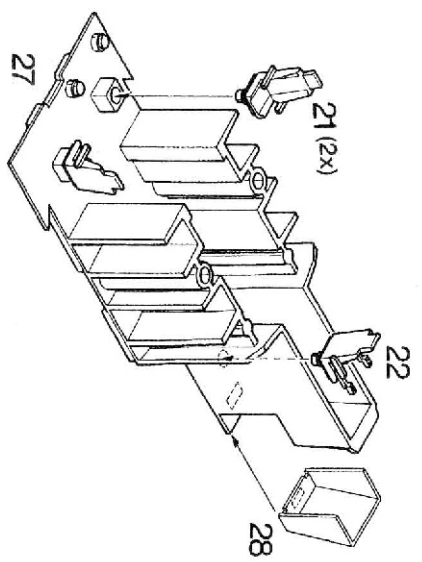
- Gleichstrom  
DC current  
Ø 9 # 40194

- Wechselstrom  
AC current  
Ø 9 # 40195



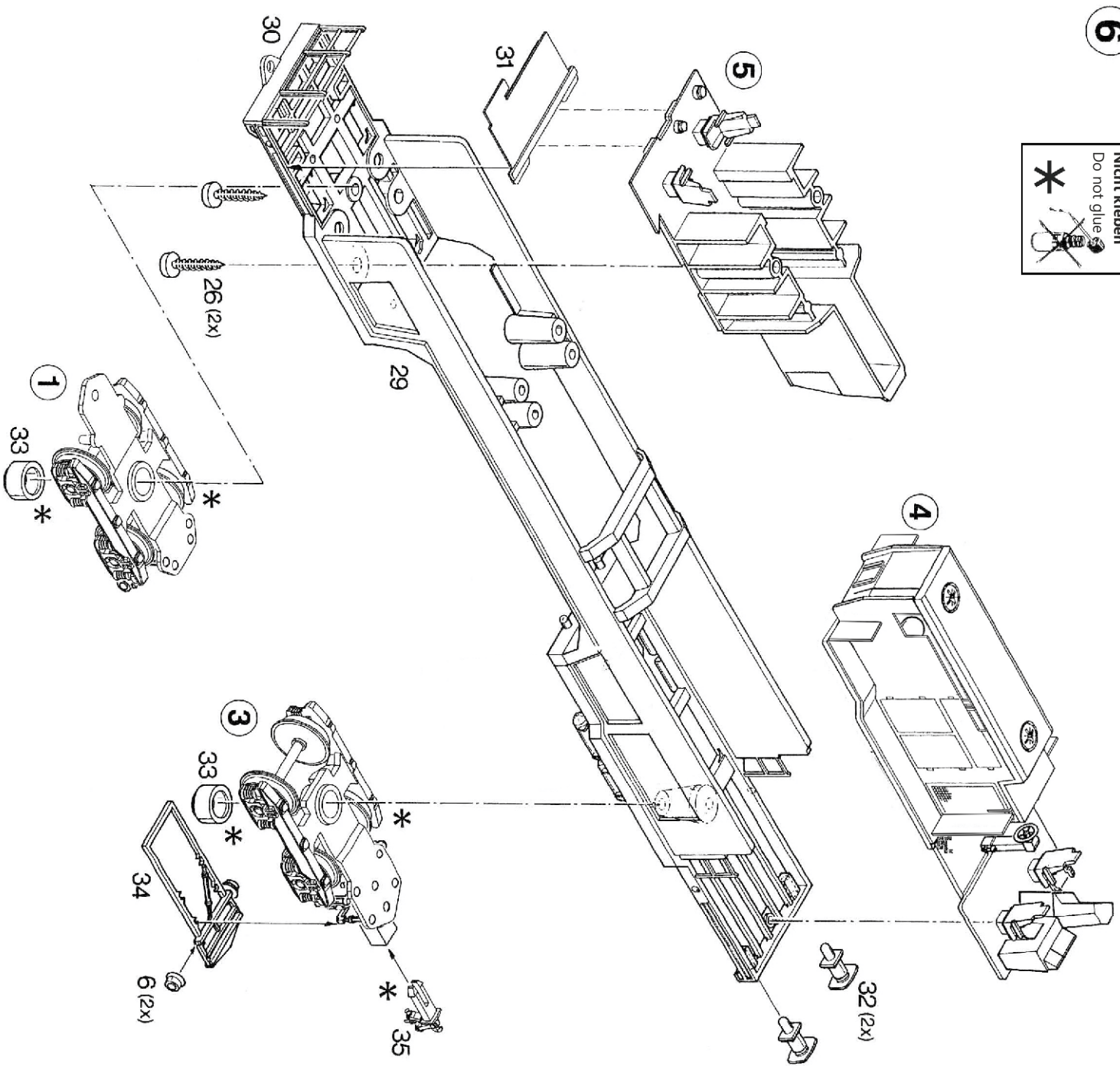
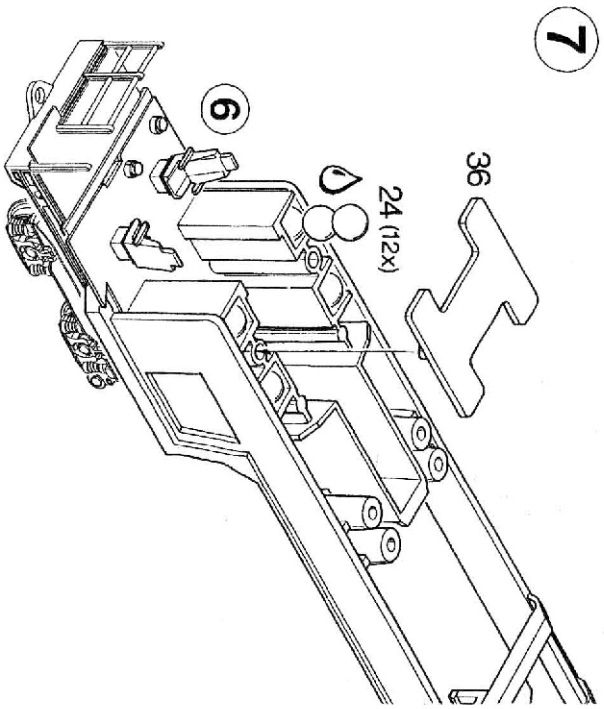
Genormte Kuppelungsaufnahme  
nach NEM 362  
Standard NEM 362 coupling socket  
Passende Kupplungen erhältlich von:  
Suitable couplings are available from:  
FLEISCHMANN, MÄRKLIN, ROCO

5



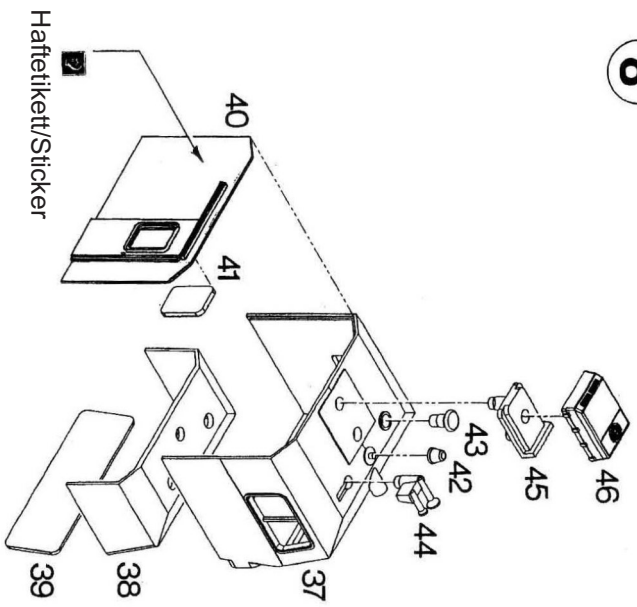
6

Nicht kleben  
Do not glue

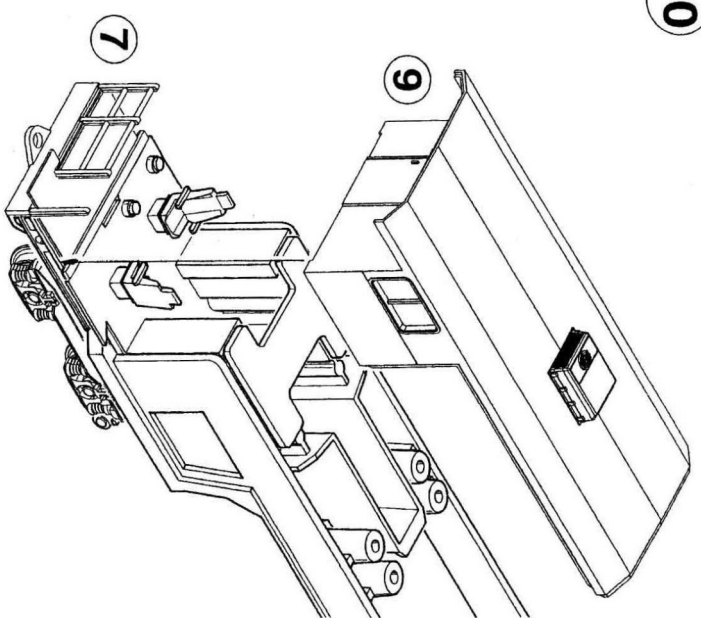




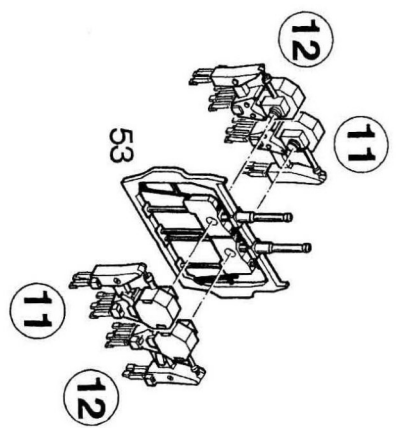
8



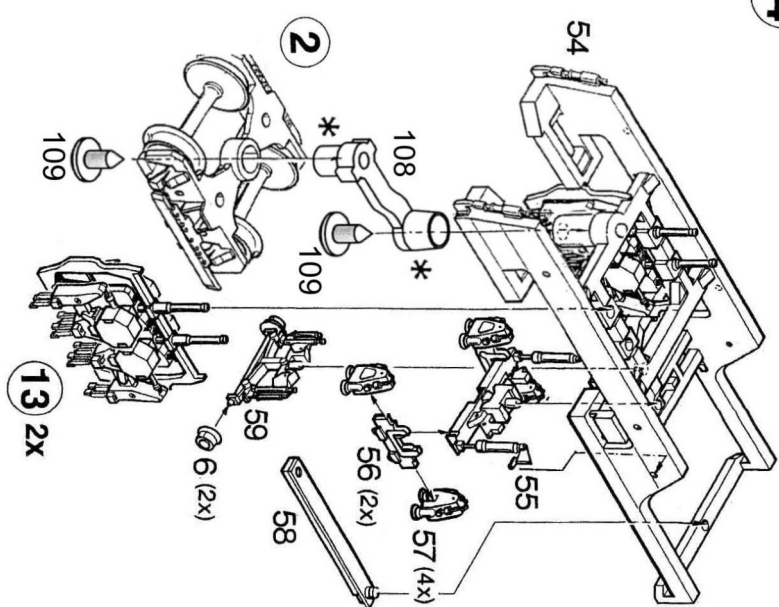
10



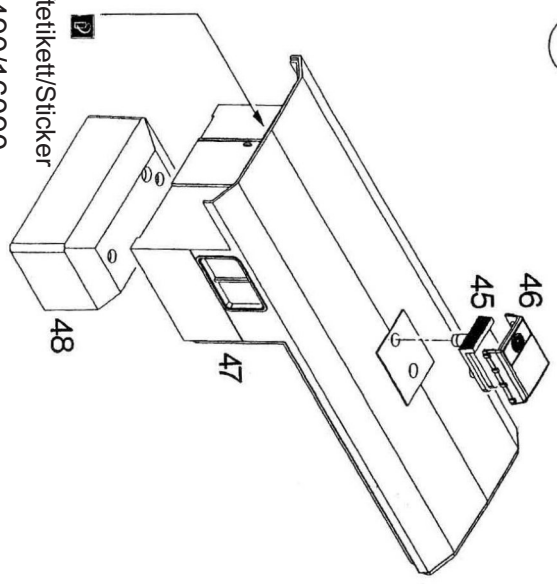
13 2x



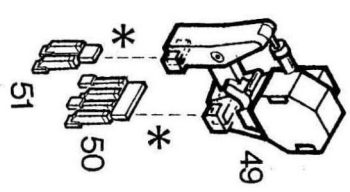
14



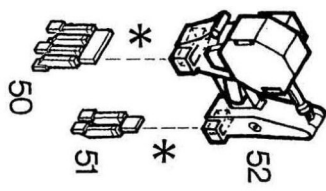
9



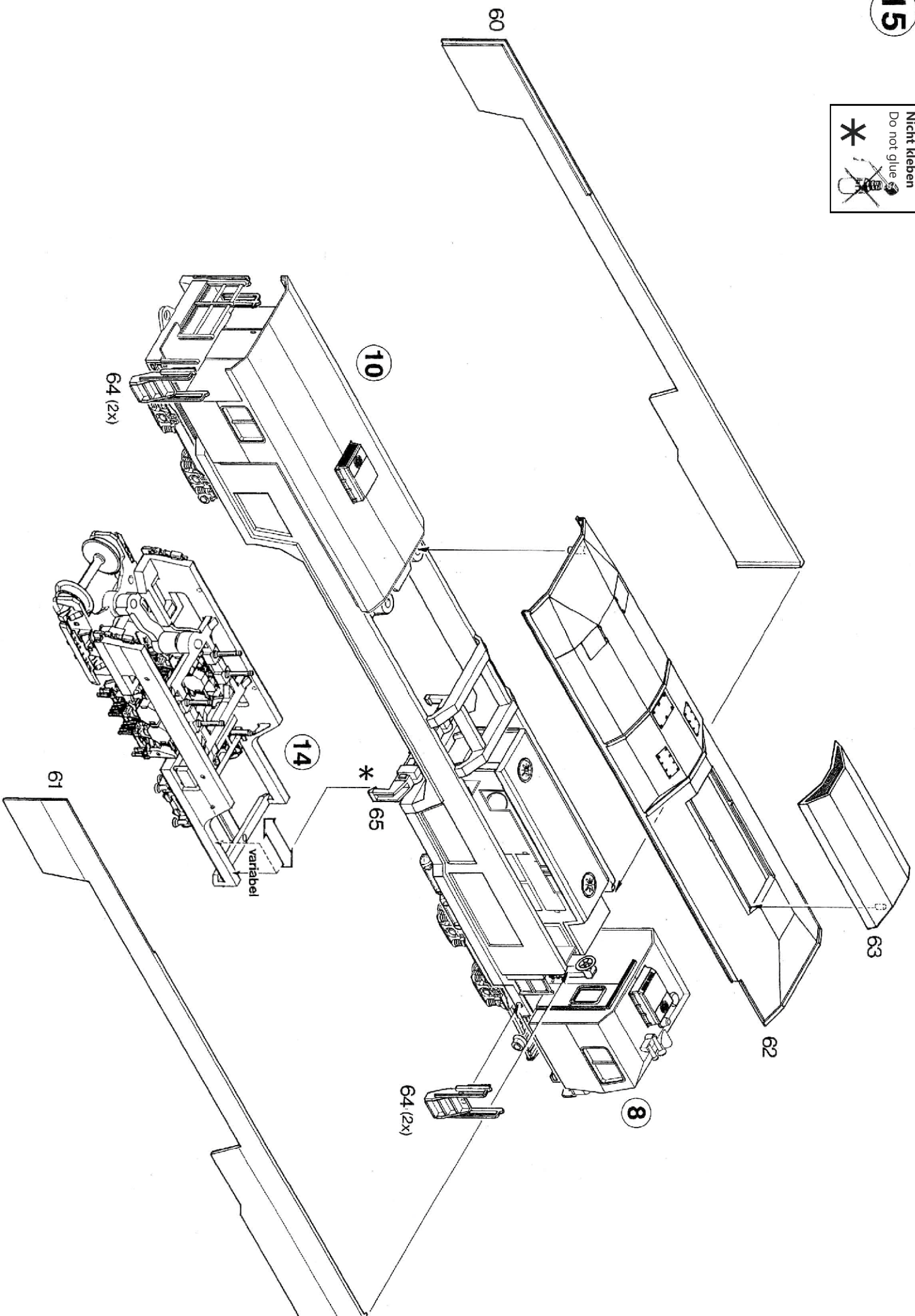
11 4x



12 4x



Nicht kleben  
Do not glue  
\*





**Ölen (nur bei Fahrmodus)**  
Oil (only in driving mode)



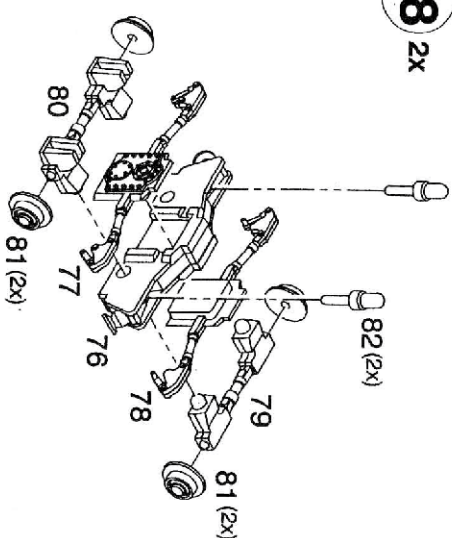
**Austauschbare Radsätze von ROCCO:**  
Exchangeable wheels by ROCCO:

- Gleichstrom  
DC current  
Ø 9 # 40194
- Wechselstrom  
AC current  
Ø 9 # 40195

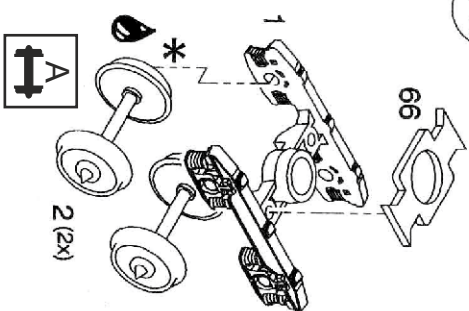


**Genormte Kupplungsaufnahme**  
nach NEM 362  
Standard NEM 362 coupling socket  
**Passende Kupplungen erhältlich von:**  
Suitable couplings are available from:  
**FLEISCHMANN, MÄRKLIN, ROCCO**

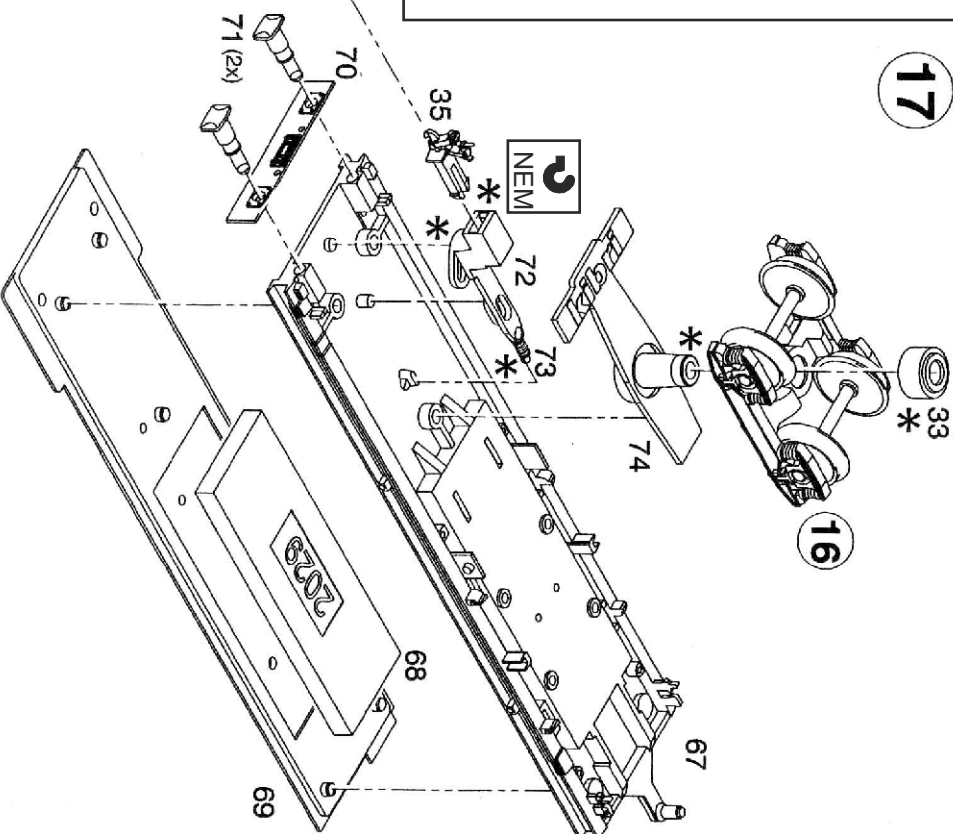
**18 2x**



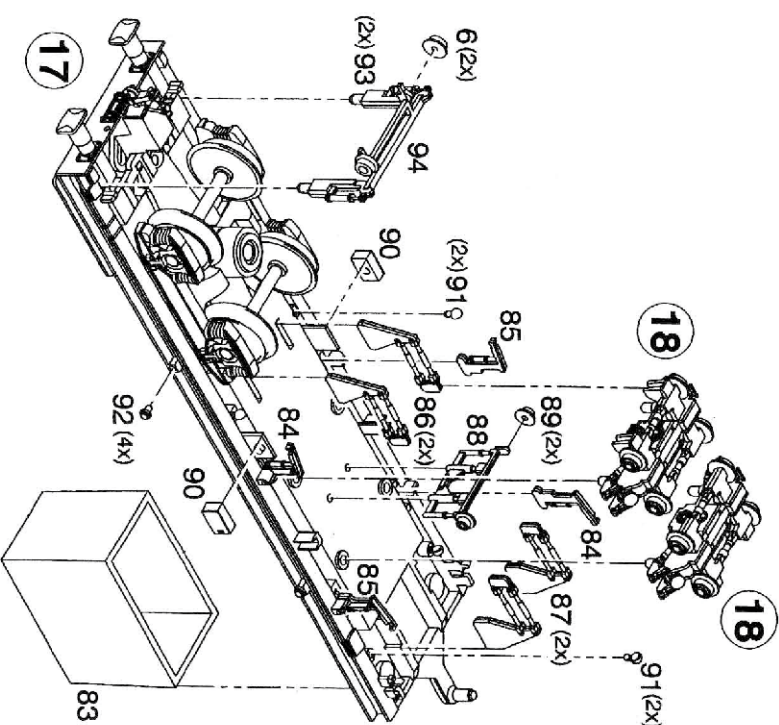
**16**



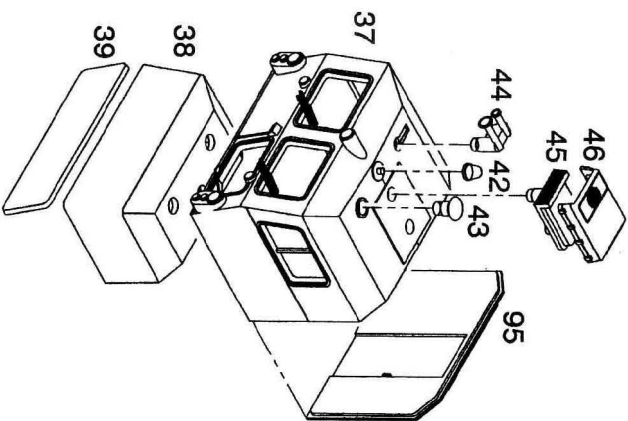
**17**



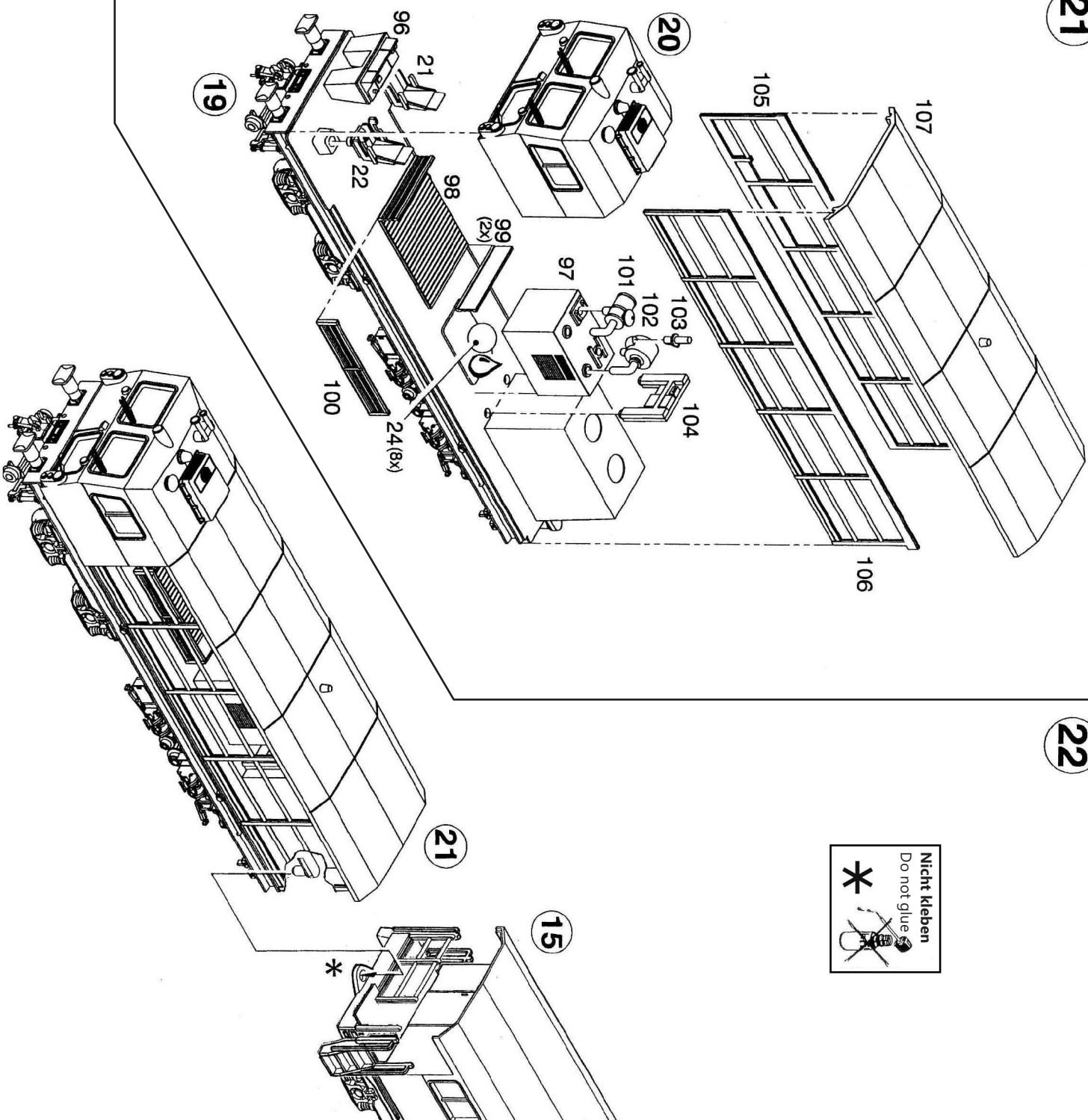
**19**



20



21



22





[illegible]